

Mounting instructions for Para 177 / 222 FT

1



2



3



4



5



1. Insert lamp module into focusing rod.
2. Rotate locking ring clockwise to secure lamp module.


6



7



8



9




10




Mounting instructions for Para 177 / 222 FT

1



Changing the Bulb

2



3



4



1



Transport restraint for lamp

2



1



Stop clip for diffusers and light grids

2

